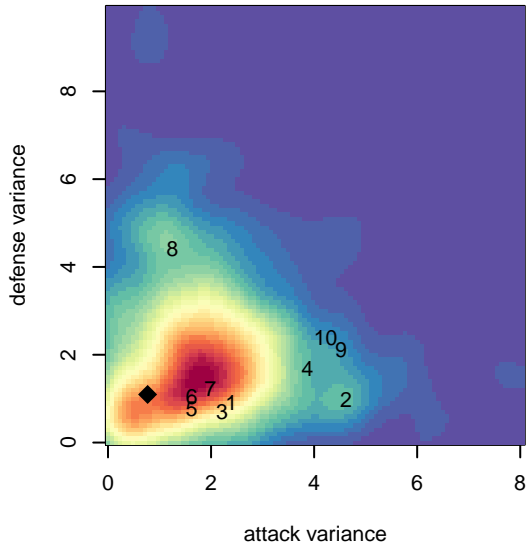
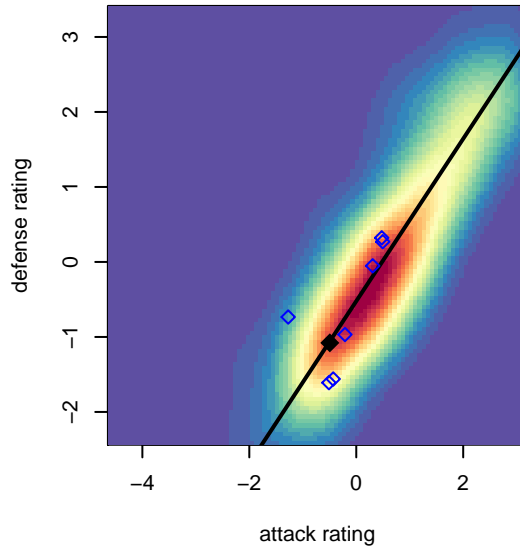




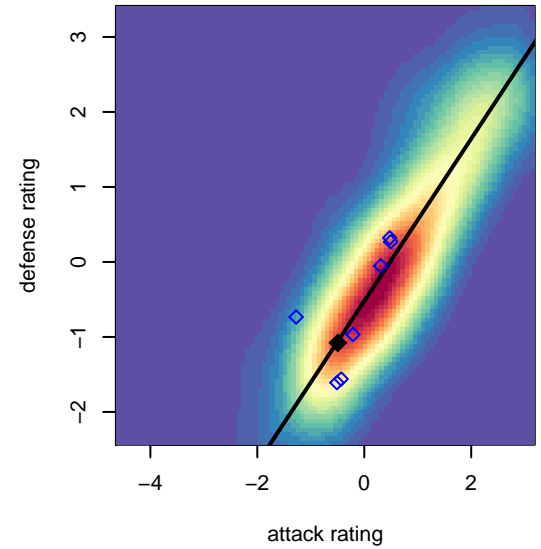
**attack and defense variance (black dot)  
relative to other teams  
and top 10 in region**



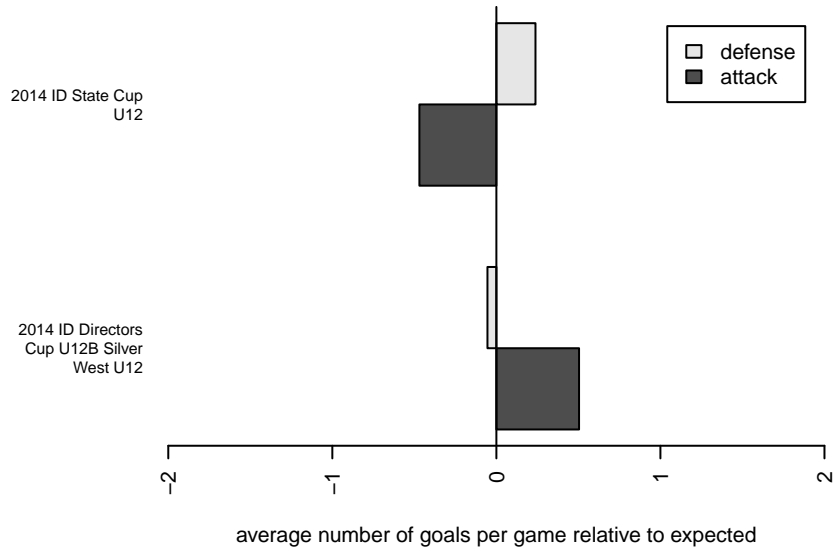
**attack and defense rating  
relative to others at age  
and all opponents in last 13 months**



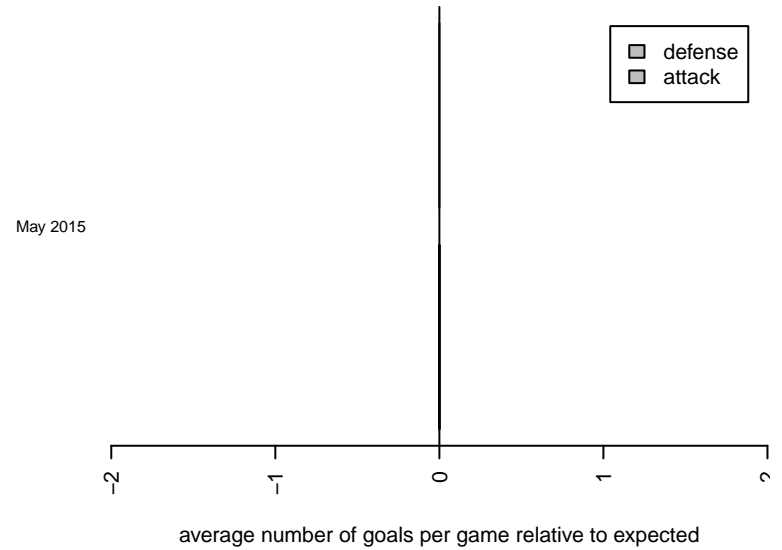
**attack and defense rating  
relative to others at age  
and all opponents in last 13 months**



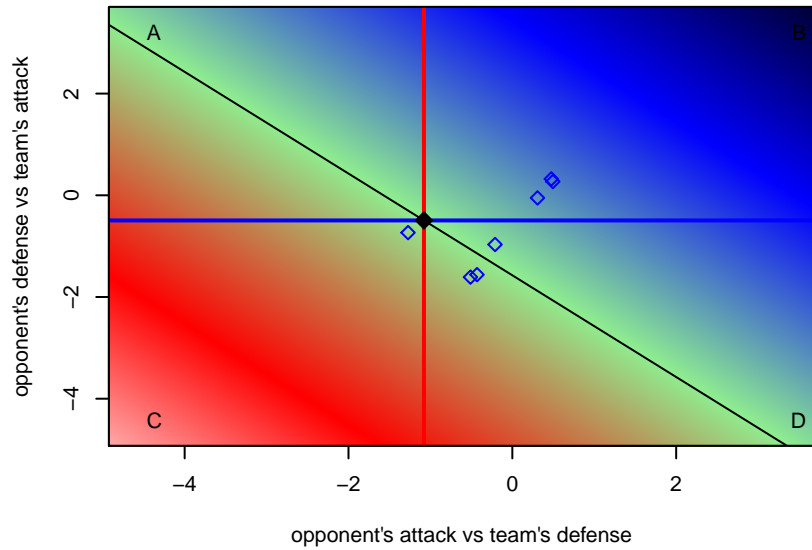
**Performance relative to 13 month average**



**Performance relative to 13 month average**



Distribution of opponents  
 Red = Lose zone, Blue = Win zone, Green = Even  
 Black line separates win/lose zones



lot. A=Neither has attack advantage, B=Opponent has both attack and defense advantage, C=Opponent has both attack and defense disadvantage, D=Both have

<b>date</b>	<b>home</b>		<b>away</b>		<b>venue</b>	<b>pred.home</b>	<b>pred.away</b>
2015-05-24	Idaho Rush White B02	6	Idaho Rush Blue B02	0	2014 ID State Cup U12	4.21	0.50
2015-05-23	PVSC Sounders Black B02	4	Idaho Rush Blue B02	0	2014 ID State Cup U12	5.29	0.42
2015-05-22	FC Nova SuperNova Black B02	3	Idaho Rush Blue B02	0	2014 ID State Cup U12	4.21	0.49
2015-05-17	Soccer Xpress Outback B02	2	Idaho Rush Blue B02	5	2014 ID Directors Cup U12B Silver West U	1.68	3.19
2015-05-17	Sawtooth United White B02	3	Idaho Rush Blue B02	2	2014 ID Directors Cup U12B Silver West U	2.50	1.60
2015-05-16	FC Boise Cardinal B02	1	Idaho Rush Blue B02	2	2014 ID Directors Cup U12B Silver West U	0.78	1.43
2015-05-16	PVSC Sounders Red B02	1	Idaho Rush Blue B02	2	2014 ID Directors Cup U12B Silver West U	1.82	2.76
2015-05-09	Sawtooth United White B02	3	Idaho Rush Blue B02	1	2014 Spr Idaho D3 B U12	2.50	1.60